

Thank you for downloading this worksheet set from [The Happy Housewife](#). You are free to use it in your own home, church or co-op as long as it abides by the terms listed below. Each worksheet in this set is covered under the copyright of The Happy Housewife.

If you choose to download this worksheet set, you must abide by these terms:

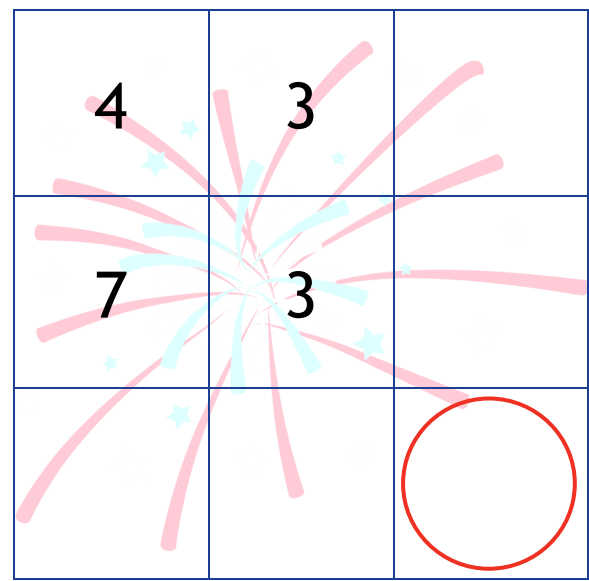
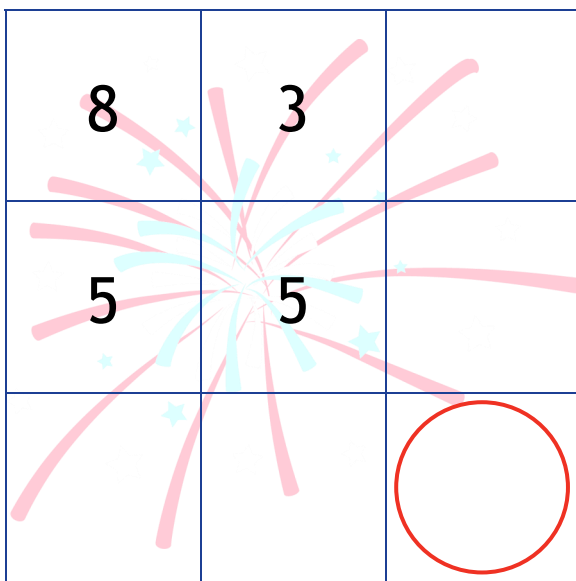
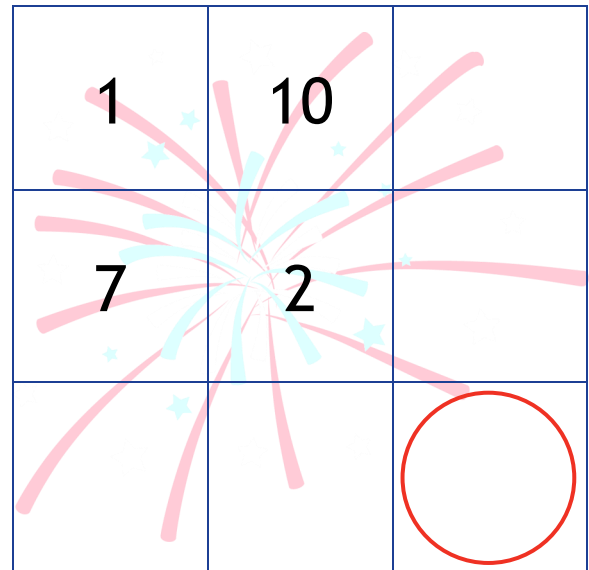
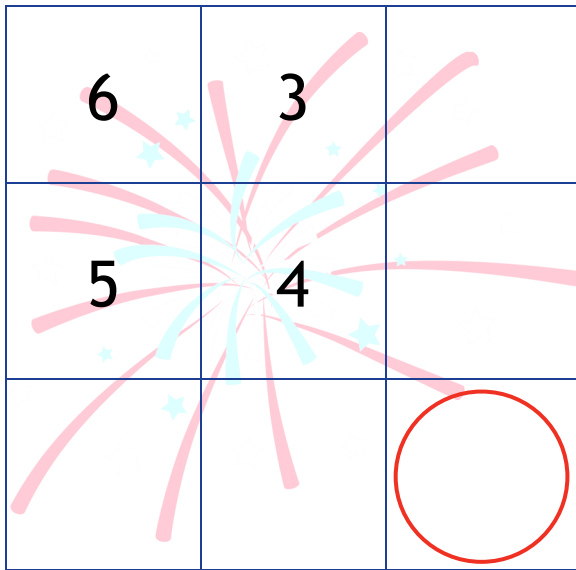
- You may download this printable set to your hard drive and then print them from your home computer. You may use them for your own homeschool students, co-op students, or personal home use.
- You must not remove the copyright notice and website address of The Happy Housewife at the bottom of the worksheet.
- You may not remove the website address of MyGrafico at the bottom of the worksheet.
- You may not alter the worksheet or printable item in any way.
- If you share this worksheet set, please link directly to [The Happy Housewife](#).
- You may not sell or profit from any worksheet in this set from The Happy Housewife in any way. For example, you may not print and sell items individually or in a kit.
- You may not host this file on your own site or any type of file-sharing site such as Yahoo Groups.

Graphics used in this worksheet set are by JW Illustrations and Goodness & Fun, both via [MyGrafico](#). (This is an affiliate link.)

Commutative Squares (Magic Squares) - Simple Addition







Have you ever solved a Commutative Square? They are so much fun!

First add each row in the square. Then add each column in the square. When you are finished, the bottom right square should equal the sum of the bottom row and the sum of the far-right column.



Red, White & Blue!

Look at each pattern closely. **What star should come next?** After cutting out the pictures at the bottom, paste the correct star in the box to complete each pattern.



ABC Writing Practice

Look at each picture below. What letter makes its beginning sound? Circle the beginning letter sound in the box. Then practice writing each word on the lines below.



s	m	b
---	---	---

ball



a	h	m
---	---	---

hat



c	t	p
---	---	---

cupcake



w	s	r
---	---	---

star

Red, White, & Blue Scissor Skills

Practice using your scissors to help the red, white, and blue object on the left find its match on the right.

